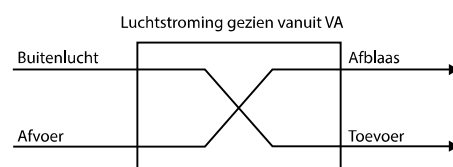
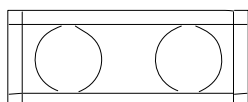


HCP-P Plafondunit


800 - 2300 m³/h



LZA - B

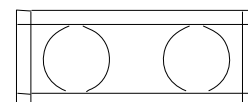


VA - L



H

RZA - B



HCP-P PLAFONDUNIT 800 - 2300 m³/h

Type		800	1200	1600	2300
Debiet max.	m/h	800	1200	1600	2300
Externe druk	Pa	180	200	200	300
Lengte L	mm	2050	2000	2200	2500
Breedte B	mm	920	1500	1500	1600
Hoogte H	mm	375	520	520	650
Hoogte frame	mm	n.v.t.	n.v.t.	n.v.t.	n.v.t.
Gewicht	kg	240	386	418	533
Elektrische voeding	V	1x230	1x230	1x230	1x230
Nominaal stroom	A	3	5,8	5,8	5,8
Max. vermogen	kW	0,91	0,91	0,91	1,32
Afzekering	A	6	10	10	10